


RIOJA



IN FIGURES
2020 STATISTICS



IN FIGURES 2020 STATISTICS

GRAPE GROWING AND WINEMAKING STATISTICS:

- 1 A. DEVELOPMENT OF VITICULTURE AND WINEMAKING IN THE DOCa RIOJA
- 1 B. DEVELOPMENT OF VITICULTURE AND WINEMAKING IN THE DOCa RIOJA OVER THE LAST DECADE
2. RIOJA GRAPE PRODUCTION - 2020 HARVEST
3. VINIFICATION OF PROTECTED WINE - 2020 VINTAGE (LITRES)
4. DEVELOPMENT OF SURFACE AREA, GRAPE PRODUCTION, AND WINE PRODUCTION
- 5 A. DISTRIBUTION OF VINEYARDS IN PRODUCTION BY TOWNS
- 5 B. IN PRODUCTION, NON-PRODUCTIVE AND REGISTERED VINEYARDS IN 2020 (HECTARES)
6. VINEYARDS BY GRAPE VARIETY - 2020 (HECTARES)
7. VINEYARDS BY PLANTING YEAR (HECTARES)
8. DEVELOPMENT OF REGISTERED VINEYARDS IN THE DOCa RIOJA (HECTARES)
9. VINEYARDS BY PLOT SIZE - 2020
10. NUMBER OF VINEYARD PLOTS PER COMMUNITY
11. PROTECTED WINE STOCKS ON 31-12-2020 (HECTOLITRES)
12. PROTECTED WINE STOCKS BY TYPE OF CONTAINER ON 31-12-2020 (HECTOLITRES)
13. PROTECTED WINE STOCKS BY VINTAGE ON 31-12-2020 (HECTOLITRES)
14. DEVELOPMENT OF BARREL NUMBERS
- 15 A. WINERIES REGISTERED IN RIOJA ON 31-12-2020 (OWNERS)
- 15 B. RIOJA WINERIES WITH BOTTLING LICENCE
- 16 A. B RIOJA WINERIES BY CAPACITY TIERS ON 31-12-2020 (OWNERS)
- 16 B. DEVELOPMENT OF STOCK AND AGEING CAPABILITY OF RIOJA WINERIES (LITRES)
17. RIOJA WINERIES BY SALES TIERS ON 31-12-2020

SALES STATISTICS:

18. DEVELOPMENT OF RIOJA WINE SALES 1985-2020 (LITRES)
19. RIOJA WINE SALES STATISTICS FOR 2020 (HECTOLITRES)
20. 2020 EXPORTS TOP TEN COUNTRIES

1 A. DEVELOPMENT OF VITICULTURE AND WINEMAKING IN THE DOCa RIOJA

| | 1985 | 1990 | 1995 | 2000 | 2005 | 2010 | 2015 | % CHANGE 1985/2015 | |
|--|-----------------|--------|--------|--------|--------|--------|--------|-----------------------|----------|
| PRODUCTIVE VINEYARDS (Hectares) | 38,817 | 43,074 | 47,346 | 52,029 | 59,212 | 61,960 | 61,870 | + 59.4% | |
| CERTIFIED PRODUCTION (Millions of litres)* | 173.35 | 161.24 | 217.91 | 310.80 | 273.94 | 255.90 | 298.83 | + 72.4% | |
| Yield (Hectolitres / Hectare) | 44.5 | 37.43 | 46.03 | 59.74 | 46.26 | 41.30 | 48.30 | — | |
| SALES (millions of litres) | Domestic market | 67.75 | 77.75 | 125.78 | 120.12 | 179.44 | 181.26 | 177.41 | + 162% |
| | Foreign markets | 28.63 | 26.03 | 59.12 | 39.86 | 71.23 | 85.86 | 106.61 | + 272.4% |
| | TOTAL SALES | 96.38 | 103.78 | 184.90 | 159.98 | 250.67 | 267.12 | 284.02 | + 195% |
| STOCKS on 31 December (millions of litres) | Previous years | 182 | 315.91 | 246.89 | 459.42 | 529.63 | 587.67 | 496.03 | + 173% |
| | Last harvest | 173 | 161.24 | 214.12 | 309.81 | 273.06 | 254.93 | 296.68 | + 72,4% |
| | TOTAL STOCKS | 355 | 477.15 | 461.01 | 769.23 | 802.69 | 842.60 | 792.71 | + 124% |
| STOCKS-TO-SALES RATIO | 3.7 | 4.28 | 2.41 | 4.62 | 3.13 | 3.07 | 2.73 | — | |
| TOTAL NO. OF BOTTLING WINERIES | 58 | 310 | 372 | 443 | 559 | 572 | 594 | + 925% | |
| NUMBER OF AGEING WINERIES | 58 | 103 | 153 | 222 | 324 | 375 | 381 | + 557% | |
| NUMBER OF BARRELS (thousands) | 450 | 547 | 598 | 939 | 1,161 | 1,292 | 1,271 | + 183% | |

* Certifiable production prior to rating

1 B. DEVELOPMENT OF VITICULTURE AND WINEMAKING IN THE DOCa RIOJA OVER THE LAST DECADE

| | 2011 | 2012 | 2013 | 2014 | 2015 | 2016 | 2017 | 2018 | 2019 | 2020 | |
|--|-----------------|--------|--------|--------|--------|--------|--------|--------|--------|--------|--------|
| PRODUCTIVE VINEYARDS (Hectares) | 62,143 | 62,153 | 61,840 | 61,645 | 61,870 | 62,620 | 64,215 | 65,001 | 65,726 | 65,811 | |
| CERTIFIED PRODUCTION (Millions of litres)* | 267.65 | 245.70 | 253.44 | 295.16 | 298.83 | 317.83 | 250.16 | 336.12 | 270.90 | 268.67 | |
| Yield (Hectolitres / Hectare) | 43.07 | 39.53 | 40.98 | 47.88 | 48.30 | 50.76 | 38.96 | 51.71 | 41.22 | 40.82 | |
| SALES (millions of litres) | Domestic market | 176.99 | 169.45 | 174.98 | 175.00 | 177.41 | 178.77 | 175.83 | 166.89 | 161.62 | 130.63 |
| | Foreign markets | 91.92 | 96.97 | 102.18 | 105.79 | 106.61 | 103.77 | 108.34 | 96.45 | 94.29 | 103.89 |
| | TOTAL SALES | 268.91 | 266.42 | 277.16 | 280.79 | 284.02 | 282.44 | 284.17 | 263.34 | 255.91 | 234.52 |
| STOCKS on 31 December (millions of litres) | Previous years | 568.81 | 563.69 | 525.30 | 491.58 | 496.03 | 506.47 | 532.69 | 512.59 | 584.97 | 621.41 |
| | Last harvest | 266.88 | 244.51 | 252.49 | 293.20 | 296.68 | 314.98 | 248.09 | 334.37 | 270.36 | 268.08 |
| | TOTAL STOCKS | 835.69 | 808.20 | 777.79 | 784.78 | 792.71 | 821.45 | 780.78 | 846.96 | 855.33 | 889.49 |
| STOCKS-TO-SALES RATIO | 3.03 | 2.96 | 2.74 | 2.72 | 2.73 | 2.84 | 2.68 | 3.14 | 3.25 | 3.70 | |
| TOTAL NO. OF BOTTLING WINERIES | 583 | 581 | 587 | 600 | 594 | 601 | 607 | 600 | 574 | 576 | |
| NUMBER OF AGEING WINERIES | 382 | 386 | 392 | 403 | 381 | 391 | 396 | 396 | 449 | 449 | |
| NUMBER OF BARRELS (thousands) | 1,290 | 1,278 | 1,262 | 1,284 | 1,271 | 1,326 | 1,368 | 1,385 | 1,356 | 1,371 | |



| 2. RIOJA GRAPE PRODUCTION - 2020 HARVEST | | | | | | |
|--|-----------|------------------|------------|-------------|----------------|-------|
| | | PRODUCTION IN KG | | | AVERAGE YIELDS | |
| | | RED | WHITE | TOTAL | RED | WHITE |
| LA RIOJA | TOTAL | 252,959,638 | 35,163,919 | 288,123,557 | 6,171 | 7,809 |
| | PROTECTED | 234,778,276 | 34,083,219 | 268,861,495 | 5,727 | 7,569 |
| | STOCK | 3,699,736 | 0 | 3,699,736 | 90 | 0 |
| | EXCESS | 14,481,626 | 1,080,700 | 15,562,326 | 353 | 240 |
| ÁLAVA | TOTAL | 68,825,004 | 6,583,999 | 75,409,003 | 5,629 | 7,380 |
| | PROTECTED | 66,912,059 | 6,520,491 | 73,432,550 | 5,472 | 7,309 |
| | STOCK | 493,618 | 0 | 493,618 | 40 | 0 |
| | EXCESS | 1,419,327 | 63,508 | 1,482,835 | 116 | 71 |
| NAVARRE | TOTAL | 41,903,678 | 4,522,664 | 46,426,342 | 6,317 | 8,067 |
| | PROTECTED | 38,353,713 | 4,410,822 | 42,764,535 | 5,782 | 7,868 |
| | STOCK | 1,365,035 | 0 | 1,365,035 | 206 | 0 |
| | EXCESS | 2,184,930 | 111,842 | 2,296,772 | 329 | 199 |
| TOTAL | TOTAL | 363,688,320 | 46,270,582 | 409,958,902 | 6,076 | 7,769 |
| | PROTECTED | 340,044,048 | 45,014,532 | 385,058,580 | 5,681 | 7,558 |
| | STOCK | 5,558,389 | 0 | 5,558,389 | 93 | 0 |
| | EXCESS | 18,085,883 | 1,256,050 | 19,341,933 | 302 | 211 |

| 3. VINIFICATION OF PROTECTED WINE - 2020 VINTAGE (LITRES) | | | | | |
|---|-----------------|-------------|------------|------------|-------------|
| | TYPE OF WINERY | RED | ROSE | WHITE | TOTAL |
| LA RIOJA | WINEGROWERS | 2,531,569 | 156,610 | 188,899 | 2,877,078 |
| | CO-OPERATIVES | 54,636,757 | 3,148,785 | 3,427,482 | 61,213,024 |
| | WINE KEEPERS | 2,113,856 | 124,410 | 255,966 | 2,494,232 |
| | AGEING WINERIES | 100,658,322 | 6,803,832 | 13,120,491 | 120,582,645 |
| | TOTAL | 159,940,504 | 10,233,637 | 16,992,838 | 187,166,979 |
| ALAVA | WINEGROWERS | 3,667,326 | 4,802 | 80,394 | 3,752,522 |
| | CO-OPERATIVES | 7,081,374 | 23,295 | 390,205 | 7,494,874 |
| | WINE KEEPERS | 1,144,819 | 11,375 | 77,507 | 1,233,701 |
| | AGEING WINERIES | 46,483,807 | 2,352,238 | 5,064,282 | 53,900,327 |
| | TOTAL | 58,377,326 | 2,391,710 | 5,612,388 | 66,381,424 |
| NAVARRE | WINEGROWERS | 0 | 0 | 0 | 0 |
| | CO-OPERATIVES | 4,920,340 | 100,950 | 547,336 | 5,568,626 |
| | WINE KEEPERS | 0 | 0 | 0 | 0 |
| | AGEING WINERIES | 9,062,893 | 691,529 | 1,133,638 | 10,888,060 |
| | TOTAL | 13,983,233 | 792,479 | 1,680,974 | 16,456,686 |
| TOTAL | WINEGROWERS | 6,198,895 | 161,412 | 269,293 | 6,629,600 |
| | CO-OPERATIVES | 66,638,471 | 3,273,030 | 4,365,023 | 74,276,524 |
| | WINE KEEPERS | 3,258,675 | 135,785 | 333,473 | 3,727,933 |
| | AGEING WINERIES | 156,205,022 | 9,847,599 | 19,318,411 | 185,371,032 |
| | TOTAL | 232,301,063 | 13,417,826 | 24,286,200 | 270,005,089 |

Those wines which have not passed the approval process will be discounted from these production figures

4. DEVELOPMENT OF SURFACE AREA, GRAPE PRODUCTION, AND WINE PRODUCTION

| YEAR | PRODUCTIVE HECTARES | | | PRODUCTION IN KG | AVERAGE YIELDS (kg/ha) | CERTIFIED VINIFICATION (litres) |
|------|---------------------|-------|--------|------------------|------------------------|---------------------------------|
| | RED | WHITE | TOTAL | | | |
| 1985 | 29,903 | 9,094 | 38,817 | 241,296,770 | 6,319 | 173,346,717 |
| 1986 | 29,936 | 9,079 | 39,015 | 173,529,246 | 4,448 | 119,830,258 |
| 1987 | 30,206 | 9,065 | 39,271 | 186,151,310 | 4,740 | 133,749,709 |
| 1988 | 33,049 | 8,997 | 42,046 | 180,410,559 | 4,291 | 131,082,102 |
| 1989 | 33,851 | 8,840 | 42,691 | 223,279,641 | 5,230 | 160,609,524 |
| 1990 | 34,182 | 8,669 | 42,851 | 225,635,498 | 5,266 | 161,242,940 |
| 1991 | 34,381 | 8,509 | 42,889 | 213,410,823 | 4,976 | 145,345,353 |
| 1992 | 35,848 | 8,227 | 44,075 | 214,637,991 | 4,870 | 149,938,412 |
| 1993 | 37,528 | 8,247 | 45,775 | 249,738,789 | 5,456 | 173,920,771 |
| 1994 | 38,955 | 8,238 | 47,193 | 241,689,232 | 5,121 | 168,843,546 |
| 1995 | 39,267 | 8,090 | 47,357 | 303,643,224 | 6,412 | 217,910,968 |
| 1996 | 39,378 | 7,923 | 47,301 | 340,408,707 | 7,197 | 244,468,446 |
| 1997 | 39,920 | 7,844 | 47,764 | 359,612,606 | 7,529 | 253,574,457 |
| 1998 | 40,679 | 7,709 | 48,388 | 386,776,917 | 7,993 | 273,560,471 |
| 1999 | 42,522 | 7,484 | 50,006 | 305,342,334 | 6,106 | 216,241,745 |
| 2000 | 44,676 | 7,339 | 52,015 | 490,669,779 | 9,431 | 310,801,915 |
| 2001 | 46,999 | 6,799 | 53,798 | 367,989,290 | 6,848 | 242,347,992 |
| 2002 | 49,459 | 6,086 | 55,545 | 284,289,535 | 5,118 | 196,823,899 |
| 2003 | 51,194 | 5,386 | 56,580 | 437,607,739 | 7,734 | 298,418,768 |
| 2004 | 53,161 | 4,975 | 58,136 | 472,281,522 | 8,124 | 269,695,002 |
| 2005 | 54,567 | 4,645 | 59,212 | 445,091,696 | 7,517 | 273,940,000 |
| 2006 | 55,931 | 4,458 | 60,389 | 421,440,239 | 6,979 | 278,180,000 |
| 2007 | 56,569 | 4,204 | 60,773 | 412,617,538 | 6,789 | 273,687,537 |
| 2008 | 56,825 | 4,057 | 60,882 | 396,622,326 | 6,515 | 272,118,653 |
| 2009 | 57,344 | 3,926 | 61,270 | 412,387,909 | 6,731 | 277,558,000 |
| 2010 | 58,109 | 3,851 | 61,960 | 395,196,593 | 6,378 | 255,904,080 |
| 2011 | 58,375 | 3,768 | 62,143 | 387,618,868 | 6,238 | 267,647,691 |
| 2012 | 58,389 | 3,764 | 62,153 | 354,904,866 | 5,710 | 245,704,466 |
| 2013 | 58,026 | 3,814 | 61,840 | 368,421,839 | 5,958 | 253,441,316 |
| 2014 | 57,761 | 3,884 | 61,645 | 434,006,506 | 7,040 | 295,164,588 |
| 2015 | 57,866 | 4,004 | 61,870 | 441,887,833 | 7,142 | 298,825,948 |
| 2016 | 57,998 | 4,621 | 62,619 | 462,472,339 | 7,385 | 317,828,229 |
| 2017 | 58,623 | 5,592 | 64,215 | 349,494,277 | 5,443 | 250,164,769 |
| 2018 | 59,037 | 5,965 | 65,001 | 485,854,620 | 7,475 | 336,124,391 |
| 2019 | 59,747 | 5,979 | 65,726 | 385,810,919 | 5,870 | 270,895,530 |
| 2020 | 59,855 | 5,956 | 65,811 | 409,958,902 | 6,229 | 268,665,195 |

5. DISTRIBUTION OF VINEYARDS IN PRODUCTION BY TOWNS

| LA RIOJA | HECTARES | | TOTAL | LA RIOJA | HECTARES | | TOTAL |
|------------------------|------------|----------|------------|--------------------------|------------|----------|------------|
| | RED | WHITE | | | RED | WHITE | |
| ÁBALOS | 686.4423 | 46.4043 | 732.8466 | CIDAMON | 60.6670 | 0.0000 | 60.6670 |
| AGONCILLO | 164.2182 | 5.6024 | 169.8206 | CIHURI | 330.2984 | 17.5538 | 347.8522 |
| AGUILAR DEL RÍO ALHAMA | 38.8159 | 1.1924 | 40.0083 | CIRUEÑA | 28.9997 | 3.8819 | 32.8816 |
| ALBELDA DE IREGUA | 145.1735 | 47.3047 | 192.4782 | CLAVIJO | 174.2079 | 26.3878 | 200.5957 |
| ALBERITE | 234.5304 | 25.5877 | 260.1181 | CORDOVÍN | 112.1022 | 103.8011 | 215.9033 |
| ALCANADRE | 530.2443 | 69.6398 | 599.8841 | CORERA | 196.3739 | 3.0642 | 199.4381 |
| ALDEANUEVA DE EBRO | 1,491.0022 | 86.5732 | 1,577.5754 | CORNAGO | 16.1494 | 2.4754 | 18.6248 |
| ALESANCO | 424.2003 | 172.6570 | 596.8573 | CUZCURRITA DEL RÍO TIRÓN | 548.5993 | 67.2879 | 615.8872 |
| ALESÓN | 204.6843 | 24.4095 | 229.0938 | DAROCA DE RIOJA | 11.3140 | 1.7009 | 13.0149 |
| ALFARO | 4,032.6722 | 326.4670 | 4,359.1392 | ENTRENA | 673.8211 | 89.7387 | 763.5598 |
| ANGUCIANA | 52.4051 | 1.1642 | 53.5693 | FONCEA | 16.1000 | 3.4467 | 19.5467 |
| ARENZANA DE ABAJO | 317.3790 | 45.6000 | 362.9790 | FONZALECHE | 293.8559 | 22.9220 | 316.7779 |
| ARENZANA DE ARRIBA | 175.3241 | 25.1003 | 200.4244 | FUENMAYOR | 1,553.7301 | 78.8363 | 1,632.5664 |
| ARNEDILLO | 1.5674 | 0.0084 | 1.5758 | GALBARRULI | 135.0529 | 18.5863 | 153.6392 |
| ARNEDO | 319.2040 | 11.8074 | 331.0114 | GALILEA | 163.8152 | 14.8295 | 178.6447 |
| ARRÚBAL | 4.9747 | 0.0000 | 4.9747 | GIMILEO | 101.3971 | 8.7099 | 110.1070 |
| AUSEJO | 1,569.8765 | 106.9825 | 1,676.8590 | GRÁVALOS | 27.9555 | 10.7164 | 38.6719 |
| AUTOL | 1,009.8665 | 92.0423 | 1,101.9088 | HARO | 1,062.8263 | 108.3431 | 1.171.1694 |
| AZOFRA | 429.3375 | 63.2095 | 492.5470 | HERCE | 67.3269 | 2.3022 | 69.6291 |
| BADARÁN | 426.0896 | 81.6159 | 507.7055 | HERRAMELLURI | 9.2972 | 0.0000 | 9.2972 |
| BAÑARES | 106.2326 | 13.2881 | 119.5207 | HERVÍAS | 51.8942 | 12.0649 | 63.9591 |
| BAÑOS DE RIOJA | 70.0184 | 15.0066 | 85.0250 | HORMILLA | 361.2466 | 82.8383 | 444.0849 |
| BAÑOS DE RÍO TOBÍA | 149.4517 | 35.6480 | 185.0997 | HORMILLEJA | 203.8327 | 26.4069 | 230.2396 |
| BERCEO | 13.1097 | 2.6293 | 15.7390 | HORNOS DE MONCALVILLO | 152.2312 | 33.8009 | 186.0321 |
| BERGASA | 297.4092 | 132.0330 | 429.4422 | HUÉRCANOS | 1,193.1176 | 85.3837 | 1,278.5013 |
| BERGASILLAS BAJERA | 4.7056 | 0.0000 | 4.7056 | IGEA | 108.0053 | 7.4757 | 115.4810 |
| BEZARES | 3.9975 | 0.0000 | 3.9975 | LAGUNILLA DE JUBERA | 122.0778 | 8.2208 | 130.2986 |
| BOBADILLA | 17.7628 | 2.1016 | 19.8644 | LARDERO | 52.8631 | 2.2094 | 55.0725 |
| BRIÑAS | 95.9424 | 4.0023 | 99.9447 | LEIVA | 24.0861 | 4.2890 | 28.3751 |
| BRIONES | 1.277.8609 | 123.2529 | 1,401.1138 | LEZA DE RÍO LEZA | 6.1625 | 0.2729 | 6.4354 |
| CALAHORRA | 735.9356 | 64.0907 | 800.0263 | LOGROÑO | 1,040.0674 | 97.6221 | 1,137.6895 |
| CAMPROVÍN | 142.4228 | 27.6199 | 170.0427 | MANJARRÉS | 171.3557 | 25.0750 | 196.4307 |
| CANILLAS DE RIO TUERTO | 101.0691 | 29.0766 | 130.1457 | MATUTE | 7.7713 | 1.3600 | 9.1313 |
| CAÑAS | 105.9665 | 21.5069 | 127.4734 | MEDRANO | 271.5974 | 39.4627 | 311.0601 |
| CÁRDENAS | 112.9918 | 40.8125 | 153.8043 | MURILLO DE RÍO LEZA | 740.8189 | 32.2464 | 773.0653 |
| CASALARREINA | 70.0486 | 9.6662 | 79.7148 | NÁJERA | 947.6846 | 241.6449 | 1,189.3295 |
| CASTAÑARES DE RIOJA | 14.8964 | 3.2804 | 18.1768 | NALDA | 115.5424 | 35.4602 | 151.0026 |
| CELLORIGO | 40.6963 | 2.0180 | 42.7143 | NAVARRETE | 948.0559 | 89.5619 | 1,037.6178 |
| CENICERO | 1,976.4916 | 92.0861 | 2,068.5777 | OCÓN | 469.6642 | 58.8052 | 528.4694 |
| CERVERA DE RÍO ALHAMA | 331.6891 | 22.5029 | 354.1920 | OCHANDURI | 34.3988 | 5.3295 | 39.7283 |

5. DISTRIBUTION OF VINEYARDS IN PRODUCTION BY TOWNS

| LA RIOJA | HECTARES | | TOTAL | ÁLAVA | HECTARES | | TOTAL | |
|-----------------------------|-------------|------------|-------------|---------------------|-------------|------------|-------------|------------|
| | RED | WHITE | | | RED | WHITE | | |
| OLLAURI | 78.2391 | 6.7985 | 85.0376 | BAÑOS DE EBRO | 470.1553 | 41.1637 | 511.3190 | |
| PRADEJÓN | 240.1432 | 14.3729 | 254.5161 | CRIPAN | 179.3971 | 9.6925 | 189.0896 | |
| PRÉJANO | 10.8753 | 0.3764 | 11.2517 | ELCIEGO | 1,024.5584 | 45.8541 | 1,070.4125 | |
| QUEL | 573.6515 | 80.4111 | 654.0626 | ELVILLAR DE ÁLAVA | 813.5253 | 66.5815 | 880.1068 | |
| EL REDAL | 264.7417 | 11.7340 | 276.4757 | LABASTIDA | 1,082.1917 | 68.0468 | 1,150.2385 | |
| RIBAFRECHA | 352.3312 | 20.9256 | 373.2568 | LAGUARDIA | 3,336.3280 | 239.1695 | 3,575.4975 | |
| RINCÓN DE SOTO | 247.7558 | 33.3003 | 281.0561 | LANCIEGO | 1,035.8311 | 81.8728 | 1,117.7039 | |
| RODEZNO | 495.9354 | 14.9772 | 510.9126 | LAPUEBLA DE LABARCA | 292.4985 | 23.8178 | 316.3163 | |
| SAJAZARRA | 325.7453 | 30.0696 | 355.8149 | IEZA | 389.8927 | 29.9128 | 419.8055 | |
| SAN ASENSIO | 1,602.3830 | 370.6638 | 1,973.0468 | MOREDA | 276.3339 | 28.1755 | 304.5094 | |
| SAN MILLÁN DE YECORA | 8.1709 | 0.1303 | 8.3012 | NAVARIDAS | 580.6755 | 45.9135 | 626.5890 | |
| SANTA COLOMA | 7.3178 | 2.5000 | 9.8178 | OYÓN | 1,207.9666 | 96.5854 | 1,304.5520 | |
| SANTA ENGRACIA DE JUBERA | 269.4381 | 43.8318 | 313.2699 | SAMANIEGO | 472.3058 | 46.8802 | 519.1860 | |
| SANTA EULALIA BAJERA | 9.7087 | 0.0000 | 9.7087 | VILLABUENA DE ÁLAVA | 489.3483 | 49.6340 | 538.9823 | |
| SAN TORCUATO | 14.6012 | 0.4769 | 15.0781 | YÉCORA | 537.7589 | 30.0891 | 567.8480 | |
| SAN VICENTE DE LA SONSIERRA | 1,757.3352 | 105.0274 | 1,862.3626 | TOTAL ÁLAVA | 12,227.2092 | 892.1169 | 13,119.3261 | |
| SOJUELA | 98.6046 | 38.9053 | 137.5099 | | | | | |
| SORZANO | 71.6843 | 12.5937 | 84.2780 | | | | | |
| SOTÉS | 263.6270 | 27.7797 | 291.4067 | | | | | |
| TIRGO | 160.1194 | 7.7330 | 167.8524 | | | | | |
| TORMANTOS | 22.2980 | 0.8226 | 23.1206 | | | | | |
| TORRECILLA SOBRE ALESANCO | 138.2891 | 29.8446 | 168.1337 | | | | | |
| TORREMONTALBO | 213.9520 | 24.4268 | 238.3788 | | | | | |
| TREVIANA | 121.7088 | 14.2879 | 135.9967 | | | | | |
| TRICIO | 144.6741 | 31.6359 | 176.3100 | | | | | |
| TUDELLA | 716.6439 | 24.8004 | 741.4443 | | NAVARRE | HECTARES | | TOTAL |
| URUÑUELA | 759.1955 | 66.1337 | 825.3292 | | ANDOSILLA | 964.5446 | 115.8931 | 1,080.4377 |
| VENTOSA | 204.5575 | 17.3845 | 221.9420 | | ARAS | 81.0557 | 15.4084 | 96.4641 |
| VIGUERA | 2.1349 | 0.0000 | 2.1349 | | AZAGRA | 1,452.7076 | 80.5859 | 1,533.2935 |
| VILLALBA DE RIOJA | 325.7014 | 24.9029 | 350.6043 | BARGOTA | 413.5161 | 43.1405 | 456.6566 | |
| VILLAMEDIANA DE IREGUA | 307.6868 | 33.3270 | 341.0138 | MENDAVIA | 1,620.9426 | 135.4931 | 1,756.4357 | |
| EL VILLAR DE ARNEDO | 281.7419 | 7.0090 | 288.7509 | SAN ADRIÁN | 593.0593 | 40.9703 | 634.0296 | |
| VILLAR DE TORRE | 45.3776 | 19.5293 | 64.9069 | SARTAGUDA | 19.3814 | 0.0777 | 19.4591 | |
| VILLARROYA | 2.4494 | 0.0000 | 2.4494 | VIANA | 1,401.5764 | 121.7581 | 1,523.3345 | |
| ZARRATÓN | 240.0475 | 39.6421 | 279.6896 | TOTAL NAVARRE | 6,633.2398 | 560,6375 | 7,193,8773 | |
| ENCLAVE "EL TERNERO" | 100.1468 | 17.6667 | 117.8135 | | | | | |
| | | | | | | | | |
| | | | | | | | | |
| | | | | | | | | |
| TOTAL LA RIOJA | 40,994.5516 | 4,502.8935 | 45,497.4451 | TOTAL DOCa RIOJA | 59,855.0006 | 5,955.6478 | 65,810.6485 | |

5. B IN PRODUCTION, NON-PRODUCTIVE AND REGISTERED VINEYARDS IN 2020 (HECTARES)

| | RED GRAPE VARIETIES | | | WHITE GRAPE VARIETIES | | | TOTAL RED & WHITE | | |
|------------------|---------------------|----------------|------------------|-----------------------|----------------|------------------|-------------------|----------------|------------------|
| | IN PRODUCTION | NON-PRODUCTIVE | TOTAL REGISTERED | IN PRODUCTION | NON-PRODUCTIVE | TOTAL REGISTERED | IN PRODUCTION | NON-PRODUCTIVE | TOTAL REGISTERED |
| LA RIOJA | 40.705 | 522 | 41.227 | 4.455 | 61 | 4.516 | 45.160 | 583 | 45.743 |
| ALAVA | 12.219 | 148 | 12.367 | 896 | 3 | 899 | 13.115 | 151 | 13.266 |
| NAVARRE | 6.538 | 158 | 6.696 | 554 | 12 | 566 | 7.092 | 170 | 7.262 |
| TOTAL DOCa RIOJA | 59.462 | 828 | 60.290 | 5.905 | 76 | 5.981 | 65.367 | 904 | 66.271 |

* Of the total of registered vineyards, i.e. planted, new plantings are generally considered 'non-productive' in their first two years.

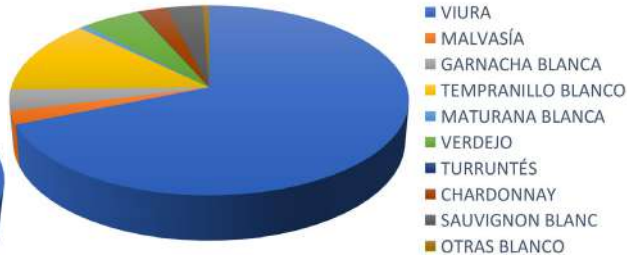
***NOTE ON VINEYARD FIGURES IN TABLES 6, 7, 8, 9 AND 10:**

Figures refer to the total area of vineyards planted, including 1st and 2nd year 'non-productive' vineyards for the purposes of protecting their production under the DOCa Rioja

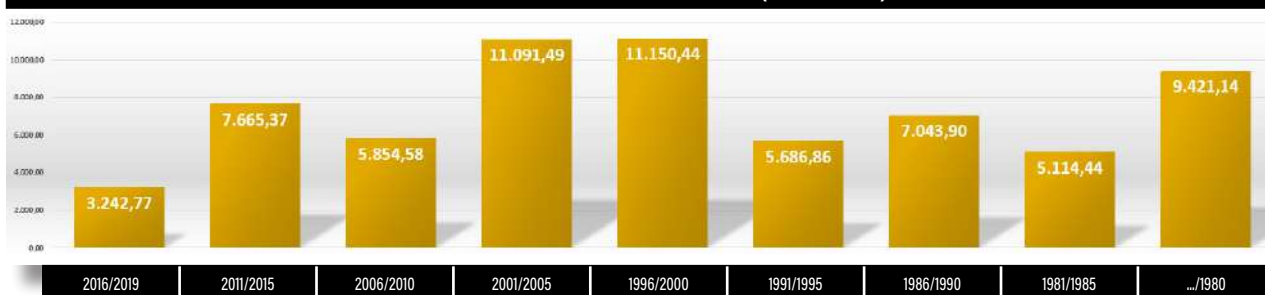
6. VINEYARDS BY GRAPE VARIETY - 2020 (HECTARES)

| | | La Rioja | | Álava | | Navarre | | Total | % Red | % Vineyard S.A. |
|-----|----------------|-------------|------------|-------------|------------|------------|--------|-------------|--------|-----------------|
| | | % OF TOTAL | % OF TOTAL | % OF TOTAL | % OF TOTAL | | | | | |
| RED | TEMPRANILLO | 35,359.5459 | 85.77% | 11,927.0241 | 96.44% | 5,596.9127 | 83.59% | 52,883.4827 | 87.72% | 79.80% |
| | GARNACHA | 3,936.7021 | 9.55% | 102.4915 | 0.83% | 474.3455 | 7.08% | 4,513.5391 | 7.49% | 6.81% |
| | MAZUELO | 854.9416 | 2.07% | 98.8055 | 0.80% | 244.9647 | 3.66% | 1,198.7118 | 1.99% | 1.81% |
| | GRACIANO | 840.8720 | 2.04% | 180.1613 | 1.46% | 323.2846 | 4.83% | 1,344.3179 | 2.23% | 2.03% |
| | MATURANA TINTA | 166.4586 | 0.40% | 28.7141 | 0.23% | 34.0692 | 0.51% | 229.2419 | 0.38% | 0.35% |
| | OTHER RED | 68.0431 | 0.17% | 29.7405 | 0.24% | 22.2668 | 0.33% | 120.0504 | 0.20% | 0.18% |
| | TOTAL RED | 41,226.5633 | 100% | 12,366.9370 | 100% | 6,695.8435 | 100% | 60,289.3438 | 100% | 90.97% |

| | | La Rioja | | Álava | | Navarre | | Total | % White | % Vineyard S.A. |
|-------|--------------------|------------|------------|------------|------------|----------|--------|------------|---------|-----------------|
| | | % OF TOTAL | % OF TOTAL | % OF TOTAL | % OF TOTAL | | | | | |
| WHITE | VIURA | 3,073.6277 | 68.05% | 805.9399 | 89.63% | 203.5239 | 35.97% | 4,083.0915 | 68.26% | 6.16% |
| | MALVASÍA | 97.8738 | 2.17% | 22.5955 | 2.51% | 10.7702 | 1.90% | 131.2395 | 2.19% | 0.20% |
| | GARNACHA BLANCA | 158.6507 | 3.51% | 8.8338 | 0.98% | 55.3548 | 9.78% | 222.8393 | 3.73% | 0.34% |
| | TEMPRANILLO BLANCO | 604.6332 | 13.39% | 32.6311 | 3.63% | 117.4653 | 20.76% | 754.7296 | 12.62% | 1.14% |
| | MATURANA BLANCA | 37.9487 | 0.84% | 0.4824 | 0.05% | 0.9910 | 0.18% | 39.4221 | 0.66% | 0.06% |
| | VERDEJO | 207.0302 | 4.58% | 2.0675 | 0.23% | 118.2783 | 20.90% | 327.3760 | 5.47% | 0.49% |
| | TURRUNTÉS | 4.9142 | 0.11% | 0.0130 | 0.00% | 0.0000 | 0.00% | 4.9272 | 0.08% | 0.01% |
| | CHARDONNAY | 115.5865 | 2.56% | 8.8439 | 0.98% | 31.9807 | 5.65% | 156.4111 | 2.61% | 0.24% |
| | SAUVIGNON BLANC | 184.6985 | 4.09% | 16.6381 | 1.85% | 26.9930 | 4.77% | 228.3296 | 3.82% | 0.34% |
| | OTHER WHITE | 31.7086 | 0.70% | 1.1173 | 0.12% | 0.4854 | 0.09% | 33.3113 | 0.56% | 0.05% |
| | TOTAL WHITE | 4,516.6721 | 100% | 899.1625 | 100% | 565.8426 | 100% | 5,981.6772 | 100% | 9.03% |



7. VINEYARDS BY PLANTING YEAR (HECTARES)



8. DEVELOPMENT OF REGISTERED VINEYARDS IN THE DOCa RIOJA (HECTARES)

| Vineyards registered on 31-12-1983 | VARIATIONS | | | | | | | | | | | | | | | | | | | |
|------------------------------------|---------------|--------------|--------------|--------------|--------------|------------|-------------|--------------|------------|--------------|--------------|--------------|-------------|-----------|--------------|------------|--------------|--------------|--------------|--------------|
| | 1984 | 1985 | 1986 | 1987 | 1988 | 1989 | 1990 | 1991 | 1992 | 1993 | 1994 | 1995 | 1996 | 1997 | 1998 | 1999 | 2000 | 2001 | 2002 | |
| La Rioja | 27.395 | 1,129 | 1,212 | 783 | 1,331 | -210 | -826 | 1,417 | -28 | 1,037 | 878 | 982 | -191 | 260 | 1,237 | 497 | 1,250 | 1,630 | 2,398 | 1,029 |
| Álava | 8.039 | 596 | 333 | 468 | 291 | 96 | 43 | 395 | -40 | 72 | 205 | 269 | 61 | -13 | 342 | 288 | 210 | 400 | 323 | 414 |
| Navarre | 2.915 | 135 | -14 | 84 | -28 | 539 | 249 | 600 | 271 | 161 | 166 | -92 | -88 | -149 | -48 | 189 | 470 | 246 | 6 | 379 |
| Total | 38.349 | 1,860 | 1,531 | 1,335 | 1,594 | 425 | -534 | 2,412 | 203 | 1,270 | 1,249 | 1,159 | -218 | 98 | 1,531 | 974 | 1,930 | 2,276 | 2,727 | 1,822 |

| | VARIATIONS | | | | | | | | | | | | | | | | | | | Vineyards registered on 31-12-2020 |
|--------------|------------|--------------|-----------|-------------|------------|-----------|-------------|------------|---------------|----------------|----------------|---------------|-----------------|---------------|---------------|---------------|---------------|---------------|------------------|------------------------------------|
| | 2003 | 2004 | 2005 | 2006 | 2007 | 2008 | 2009 | 2010 | 2011 | 2012 | 2013 | 2014 | 2015 | 2016 | 2017 | 2018 | 2019 | 2020 | | |
| La Rioja | -10 | 533 | -29 | -17 | 115 | 197 | -540 | 449 | -176.46 | -496.94 | -151.26 | 457.19 | 1,070.76 | 415.69 | -3.99 | 617.89 | 378.2 | -161.40 | 45,743.23 | |
| Álava | -65 | 434 | -153 | -98 | 73 | -49 | 140 | 220 | 134.9 | -90.94 | -18.29 | -50.09 | 15.56 | 3.10 | 100.70 | -159.96 | -50.69 | 88.94 | 13,266.09 | |
| Navarre | 229 | 360 | 204 | -10 | 11 | -11 | 24 | 14 | -33.4 | 60.79 | 9.37 | -2.07 | -67.15 | 31.82 | 217.44 | 56.49 | 71.4 | 104.78 | 7,261.68 | |
| Total | 154 | 1,327 | 22 | -125 | 199 | 22 | -377 | 683 | -74.95 | -527.10 | -160.18 | 405.03 | 1,019.17 | 450.61 | 314.15 | 514.41 | 398.92 | -31.33 | 66,271.02 | |

9. VINEYARDS BY PLOT SIZE - 2020

| PLOT SIZE IN Ha. | 0- 0,10 | 0,10-0,25 | 0,25-0,50 | 0,50-1 | 1-2 | 2-3,50 | 3,50-5 | 5-7,50 | 7,50-10 | 10-15 | 15-30 | 30-50 |
|------------------|---------|-----------|-----------|-----------|-----------|----------|----------|----------|---------|--------|--------|-------|
| No. of PLOTS | 11,151 | 28,244 | 30,672 | 25,622 | 13,199 | 2,989 | 575 | 327 | 110 | 64 | 40 | 3 |
| % OF TOTAL | 9.87 | 25.00 | 27.14 | 22.68 | 11.68 | 2.65 | 0.51 | 0.29 | 0.10 | 0.06 | 0.04 | 0.00 |
| SURFACE AREA | 678.92 | 4.881.96 | 11.016.81 | 17.769.81 | 17.619.04 | 7.437.60 | 2.363.80 | 1.942.84 | 934.31 | 742.82 | 786.99 | 96.08 |
| % OF TOTAL | 1.02 | 7.37 | 16.62 | 26.81 | 26.59 | 11.22 | 3.57 | 2.93 | 1.41 | 1.12 | 1.19 | 0.14 |

10. NUMBER OF VINEYARD PLOTS PER COMMUNITY

| | No. PLOTS | % OF TOTAL | AVERAGE SIZE (Ha) | TOTAL HECTARES | % OF TOTAL |
|-------------------------|----------------|------------|-------------------|------------------|------------|
| LA RIOJA | 78,280 | 69.27 | 0.58 | 45,743.24 | 69.02 |
| ÁLAVA | 25,352 | 22.45 | 0.52 | 13,266.10 | 20.02 |
| NAVARRRE | 9,354 | 8.28 | 0.78 | 7,261.68 | 10.96 |
| TOTAL DOCa RIOJA | 112,996 | 100 | 0.58 | 66,271.02 | 100 |



| 11. PROTECTED WINE STOCKS ON 31-12-2020 (HECTOLITRES) | | | | | |
|---|-------------|---------------|--------------|-----------------|--------------|
| TYPE | WINEGROWERS | CO-OPERATIVES | WINE KEEPERS | AGEING WINERIES | TOTAL |
| WHITE | 3,754.14 | 55,439.62 | 3,787.95 | 234,330.31 | 297,312.01 |
| ROSÉ | 3,047.94 | 38,743.47 | 2,320.20 | 129,630.72 | 173,742.33 |
| RED | 89,498.37 | 1,116,355.40 | 52,526.01 | 7,166,756.04 | 8,425,135.82 |
| TOTAL | 96,300.45 | 1,210,538.49 | 58,634.15 | 7,530,717.07 | 8,896,190.15 |

| 12. PROTECTED WINE STOCKS BY TYPE OF CONTAINER ON 31-12-2020 (HECTOLITRES) | | | | |
|--|--------------|-----------------|-----------|--------------|
| TANKS | BARRELS | TANKS (ageing)* | BOTTLES | TOTAL |
| 3,554,666.65 | 2,775,346.94 | 1,590,926.96 | 975,249.6 | 8,896,190.15 |

*Aged wines stored in tanks

| 13. PROTECTED WINE STOCKS BY VINTAGE ON 31-12-2020 (HECTOLITRES) | | | | | |
|--|--------------|---------|--------------|---------|--------------|
| VINTAGE | TOTAL STOCKS | VINTAGE | TOTAL STOCKS | VINTAGE | TOTAL STOCKS |
| CA | 4,844.39 | 1993 | 108.25 | 2008 | 7,003.42 |
| CVC | 10,307.62 | 1994 | 834.70 | 2009 | 11,773.82 |
| 1980 | 230.69 | 1995 | 753.59 | 2010 | 30,175.48 |
| 1981 | 1,008.38 | 1996 | 222.66 | 2011 | 47,097.18 |
| 1982 | 215.43 | 1997 | 124.77 | 2012 | 39,710.02 |
| 1983 | 111.78 | 1998 | 1,018.26 | 2013 | 31,668.29 |
| 1984 | 14.76 | 1999 | 602.61 | 2014 | 95,096.54 |
| 1985 | 169.84 | 2000 | 2,016.67 | 2015 | 255,046.04 |
| 1986 | 89.61 | 2001 | 6,313.19 | 2016 | 583,204.68 |
| 1987 | 203.85 | 2002 | 179.79 | 2017 | 1,024,335.76 |
| 1988 | 99.37 | 2003 | 619.55 | 2018 | 1,879,693.36 |
| 1989 | 103.52 | 2004 | 4,094.49 | 2019 | 2,160,840.14 |
| 1990 | 56.96 | 2005 | 3,596.39 | 2020 | 2,700,050.89 |
| 1991 | 281.17 | 2006 | 4,384.06 | TOTAL | 8,896,190.15 |
| 1992 | 75.58 | 2007 | 5,710.87 | | |

14. DEVELOPMENT OF BARREL NUMBERS



Development in 2020: The total number of 225-litre oak barrels for use in ageing was **1,371,679** on 31-12-2020, up **14,859** over the previous year

| 15 A. WINERIES REGISTERED IN RIOJA ON 31-12-2020 (OWNERS) | | | | | | 15 B. RIOJA WINERIES WITH BOTTLING LICENCE | | | | |
|---|------------|------------|-----------|------------|------------|--|------------|------------|-----------|------------|
| TYPES | LA RIOJA | ÁLAVA | NAVARRE | TOTAL | DIF/2019 | TYPES | LA RIOJA | ÁLAVA | NAVARRA | TOTAL |
| Ageing Wineries | 218 | 139 | 14 | 371 | + 2 | Ageing Wineries | 232 | 143 | 13 | 388 |
| Wine Keepers | 53 | 41 | 0 | 94 | + 12 | Wine Keepers | 36 | 33 | 0 | 69 |
| Co-operatives | 27 | 7 | 3 | 37 | 0 | Co-operatives | 19 | 7 | 2 | 28 |
| Winegrowers | 92 | 119 | 0 | 211 | -9 | Winegrowers | 37 | 54 | 0 | 91 |
| Total | 390 | 306 | 17 | 713 | + 5 | Total | 324 | 237 | 15 | 576 |

| 16 A. RIOJA WINERIES BY CAPACITY TIERS ON 31-12-2020 (OWNERS) | | | | | | |
|---|------------|-------------|-------------|--------------|-------------|------------|
| CAPACITY RANGES | <1M LITRES | 1-3M LITRES | 3-5M LITRES | 5-10M LITRES | >10M LITRES | TOTAL |
| Ageing Wineries | 214 | 91 | 20 | 20 | 26 | 371 |
| Wine Keepers | 91 | 3 | 0 | 0 | 0 | 94 |
| Co-operatives | 1 | 9 | 4 | 16 | 7 | 37 |
| Winegrowers | 209 | 2 | 0 | 0 | 0 | 211 |
| Total | 515 | 105 | 24 | 36 | 33 | 713 |

| 16 B. DEVELOPMENT OF STOCK AND AGEING CAPABILITY OF RIOJA WINERIES (LITRES) | | | |
|---|---------------|-------------|---------------|
| YEAR | TANKS | BARRELS | TOTAL |
| 1982 | 371,047,288 | 91,484,700 | 462,531,988 |
| 1993 | 708,219,134 | 131,308,241 | 839,527,375 |
| 1998 | 865,913,648 | 181,158,584 | 1,047,072,232 |
| 2008 | 1,123,523,840 | 284,350,863 | 1,407,874,703 |
| 2020 | 1,183,050,448 | 309,108,262 | 1,492,158,710 |
| Ageing Wineries | 859,501,701 | 298,536,187 | 1,158,037,888 |
| Wine Keepers | 23,251,796 | 0 | 23,251,796 |
| Co-operatives | 259,252,628 | 10,572,075 | 269,824,703 |
| Winegrowers | 41,044,323 | 0 | 41,044,323 |

| 17. RIOJA WINERIES BY SALES TIERS ON 31-12-2020 | | | | | | | |
|---|-----------------------------|--------------|------------------|----------------------------|-----------------------------|--------------|------------------|
| TYPE OF WINERY | THOUSANDS OF LITRES (TIERS) | No. WINERIES | % OF TOTAL SALES | TYPE OF WINERY | THOUSANDS OF LITRES (TIERS) | No. WINERIES | % OF TOTAL SALES |
| AGEING WINERIES | +10,001 | 3 | 24,14 | WINE KEEPERS | +501 | 0 | 0,00 |
| | 9,001 - 10,000 | 1 | 4,20 | | 0 < 500 | 51 | 0,40 |
| | 8,001 - 9,000 | 0 | 0,00 | | TOTAL WINE KEEPERS | 51 | 0,40 |
| | 7,001 - 8,000 | 5 | 15,89 | CO-OPERATIVES | + 7.001 | 0 | 0,00 |
| | 6,001 - 7,000 | 1 | 2,70 | | 2.001 - 7.000 | 1 | 2,86 |
| | 5,001 - 6,000 | 0 | 0,00 | | 1.001 - 2.000 | 1 | 0,47 |
| | 4,001 - 5,000 | 6 | 11,53 | | 501 - 1.000 | 3 | 0,97 |
| | 3,001 - 4,000 | 4 | 6,04 | | 0 < 500 | 20 | 1,06 |
| | 2,001 - 3,000 | 5 | 5,11 | TOTAL CO-OPERATIVES | 25 | 5,36 | |
| | 1,001 - 2,000 | 11 | 7,38 | WINEGROWERS | 0 < 500 | 61 | 0,38 |
| | 501 - 1,000 | 17 | 5,06 | TOTAL WINEGROWERS | 61 | 0,38 | |
| | 0 < 500 | 283 | 11,81 | | | | |
| TOTAL AGEING WINERIES | | 336 | 93,86 | TOTALS | | 473 | 100,00 |

18. DEVELOPMENT OF RIOJA WINE SALES 1985-2020 (LITRES)

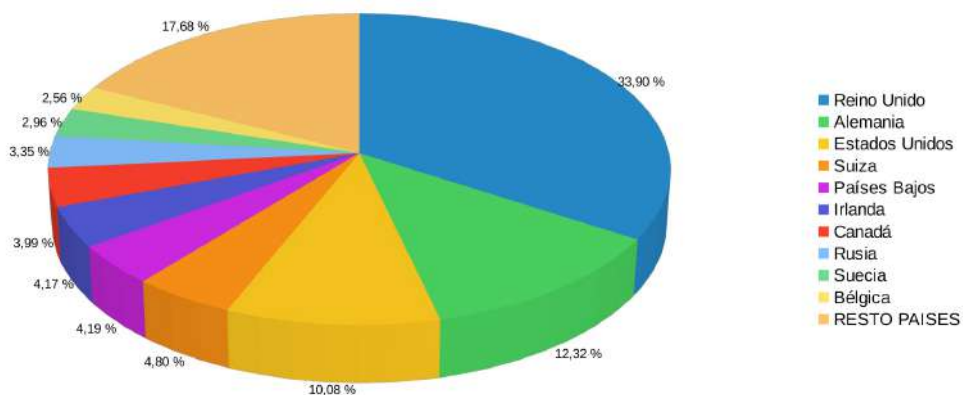
| Year | Domestic market | | Export market | | Total sales | |
|------|-----------------|--------|---------------|--------|-------------|--------|
| | LITRES | % YOY | LITRES | % YOY | LITRES | % YOY |
| 1985 | 67,743,375 | — | 28,633,625 | — | 96,377,000 | -0.35 |
| 1986 | 74,651,578 | 10.70 | 29,902,122 | 4.43 | 104,553,700 | +8.48 |
| 1987 | 77,442,665 | 3.74 | 35,665,935 | 19.28 | 113,108,600 | +8.18 |
| 1988 | 82,894,300 | 7.04 | 34,301,700 | -3.82 | 117,196,000 | +3.61 |
| 1989 | 77,784,543 | -6.16 | 26,631,578 | -22.36 | 104,416,121 | -10.90 |
| 1990 | 77,252,631 | -0.68 | 26,029,946 | -2.26 | 103,782,577 | -0.61 |
| 1991 | 99,841,642 | 29.2 | 29,137,809 | 11.9 | 128,979,451 | 24.28 |
| 1992 | 114,478,913 | 14.6 | 34,362,372 | 17.9 | 148,841,285 | 15.40 |
| 1993 | 120,199,494 | 5 | 38,722,771 | 12.7 | 158,922,265 | 6.77 |
| 1994 | 139,918,321 | 16.4 | 56,790,139 | 46.6 | 196,708,460 | 23.78 |
| 1995 | 125,953,908 | -9.98 | 59,116,887 | 4.1 | 185,070,795 | -5.92 |
| 1996 | 119,444,519 | -5.46 | 58,846,727 | -0.46 | 178,291,246 | -3.66 |
| 1997 | 137,458,184 | 15.08 | 67,781,317 | 15.18 | 205,239,501 | 15.11 |
| 1998 | 150,682,311 | 9.47 | 71,550,035 | 5.5 | 222,232,346 | 8.15 |
| 1999 | 138,445,732 | -8.13 | 57,133,801 | -20.67 | 195,579,533 | -11.99 |
| 2000 | 120,119,230 | -13.24 | 39,858,918 | -30.24 | 159,978,148 | -18.20 |
| 2001 | 159,986,313 | 33.28 | 60,405,880 | 51.53 | 220,392,193 | 37.83 |
| 2002 | 178,115,778 | 11.27 | 72,097,169 | 19.33 | 250,212,947 | 13.48 |
| 2003 | 170,209,213 | -4.43 | 66,138,317 | -8.26 | 236,347,530 | -5.54 |
| 2004 | 182,308,591 | 7.10 | 69,027,451 | 4.36 | 251,336,042 | 6.34 |
| 2005 | 179,565,974 | -1.57 | 71,230,807 | 3.19 | 250,796,781 | -0.26 |
| 2006 | 182,715,391 | 1.75 | 78,965,590 | 10.86 | 261,680,981 | 4.34 |
| 2007 | 187,461,381 | 2.59 | 84,589,517 | 7.12 | 272,050,898 | 3.96 |
| 2008 | 171,992,928 | -8.25 | 79,916,305 | -5.52 | 251,909,233 | -7.40 |
| 2009 | 163,672,090 | -4.89 | 72,425,805 | -9.38 | 236,097,895 | -6.31 |
| 2010 | 181,262,567 | 10.75 | 85,855,264 | 18.53 | 267,117,831 | 13.14 |
| 2011 | 176,985,130 | -2.42 | 91,920,407 | 7.06 | 268,905,537 | 0.62 |
| 2012 | 169,448,349 | -4.26 | 96,967,206 | 5.47 | 266,415,555 | -0.93 |
| 2013 | 174,982,696 | 3.17 | 102,184,584 | 5.39 | 277,167,280 | 3.98 |
| 2014 | 175,003,261 | 0.02 | 105,786,163 | 3.52 | 280,789,424 | 1.31 |
| 2015 | 177,410,848 | 1.10 | 106,612,815 | 1.20 | 284,023,663 | 1.13 |
| 2016 | 178,674,747 | 0.67 | 103,770,362 | -2.70 | 282,445,109 | -0.59 |
| 2017 | 175,827,159 | -1.55 | 108,344,804 | 4.39 | 284,171,963 | 0.64 |
| 2018 | 166,887,988 | -5.12 | 96,450,717 | -10.98 | 263,338,705 | -7.35 |
| 2019 | 161,625,056 | -3.18 | 94,289,028 | -2.24 | 255,914,084 | -2.84 |
| 2020 | 130,628,218 | -18.46 | 103,890,932 | 8.34 | 234,519,150 | -8.43 |


19. RIOJA WINE SALES STATISTICS FOR 2020 (HECTOLITRES)

| Type | Markets | GENERIC | Δ% 2019 | CRianza | Δ% 2019 | RESERVA | Δ% 2019 | GRAN RESERVA | Δ% 2019 | TOTAL | Δ% 2019 |
|-------|----------|--------------|---------|------------|---------|------------|---------|--------------|---------|--------------|---------|
| White | Domestic | 146,137.53 | -6.65 | 724.50 | -5.07 | 442.92 | -1.77 | 26.42 | -21.60 | 147,331.37 | -6.63 |
| | Export | 82,703.34 | 11.03 | 379.78 | 3.88 | 855.14 | 26.98 | 18.14 | -36.86 | 83,956.40 | 11.12 |
| | Total | 228,840.87 | -0.95 | 1,104.28 | -2.17 | 1,298.06 | 15.45 | 44.56 | -28.62 | 231,287.77 | -0.88 |
| Rosé | Domestic | 73,091.84 | -19.29 | 276.00 | -54.52 | 24.06 | 100.00 | 42.73 | 36.52 | 73,434.63 | -19.48 |
| | Export | 43,490.32 | -12.73 | 3.06 | -0.33 | 1.80 | 100.00 | 116.31 | 22.57 | 43,611.49 | -12.66 |
| | Total | 116,582.16 | -16.96 | 279.06 | -54.24 | 25.86 | 100.00 | 159.04 | 26.03 | 117,046.12 | -17.06 |
| Red | Domestic | 332,914.61 | -19.34 | 579,597.44 | -25.35 | 154,952.34 | 8.31 | 18,051.80 | -13.60 | 1,085,516.19 | -19.77 |
| | Export | 365,883.98 | 7.55 | 216,027.40 | 0.64 | 278,881.20 | 17.63 | 50,548.85 | 21.79 | 911,341.43 | 9.35 |
| | Total | 698,798.59 | -7.19 | 795,624.84 | -19.72 | 433,833.54 | 14.12 | 68,600.65 | 9.94 | 1,996,857.62 | -8.67 |
| TOTAL | Domestic | 552,143.97 | -16.32 | 580,597.94 | -25.35 | 155,419.32 | 8.30 | 18,120.95 | -13.54 | 1,306,282.18 | -18.46 |
| | Export | 492,077.64 | 5.94 | 216,410.24 | 0.65 | 279,738.14 | 17.66 | 50,683.30 | 21.76 | 1,038,909.32 | 8.34 |
| | Total | 1,044,221.61 | -7.13 | 797,008.18 | -19.72 | 435,157.46 | 14.13 | 68,804.25 | 9.94 | 2,345,191.50 | -8.43 |

20. 2020 EXPORTS TOP TEN COUNTRIES

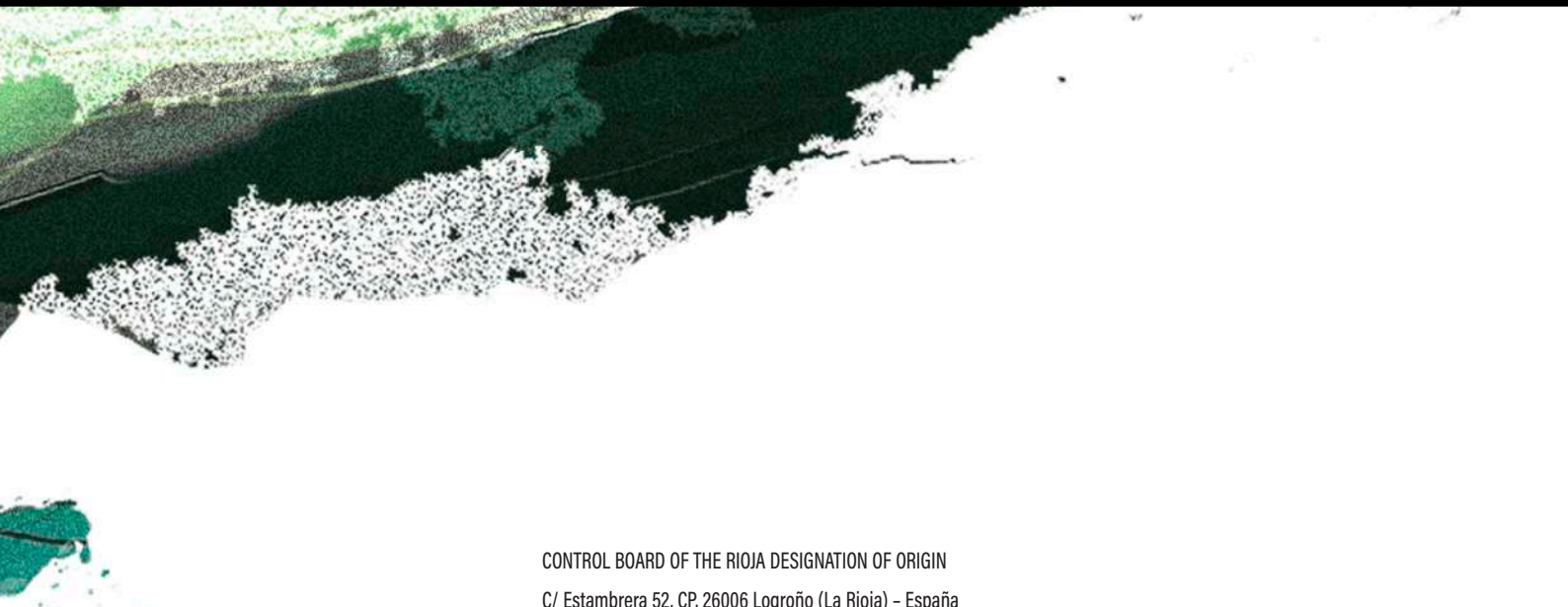
| | GENERIC | CRianza | RESERVA | GRAN RESERVA | TOTAL | Δ% 2019 | AVERAGE PRICE | % of total exports |
|-----------------|------------|------------|------------|--------------|-------------|---------|---------------|--------------------|
| UNITED KINGDOM | 22,002,518 | 4,047,732 | 8,057,050 | 1,114,089 | 35,221,389 | 19.48 | 3.69 | 33.90 |
| GERMANY | 6,396,379 | 2,638,149 | 3,400,677 | 364,014 | 12,799,219 | -2.13 | 4.17 | 12.32 |
| UNITED STATES | 3,300,025 | 2,527,314 | 4,119,010 | 530,719 | 10,477,068 | 8.16 | 5.82 | 10.08 |
| SWITZERLAND | 994,276 | 1,099,497 | 1,955,337 | 936,302 | 4,985,412 | -6.51 | 6.89 | 4.80 |
| NETHERLANDS | 1,334,624 | 1,364,213 | 1,369,400 | 288,355 | 4,356,592 | 15.29 | 5.05 | 4.19 |
| IRELAND | 1,697,786 | 738,035 | 1,663,321 | 238,116 | 4,337,258 | 60.01 | 4.36 | 4.17 |
| CANADA | 1,659,567 | 866,914 | 1,464,622 | 152,875 | 4,143,978 | 15.05 | 6.39 | 3.99 |
| RUSSIA | 2,226,480 | 902,635 | 297,789 | 49,779 | 3,476,683 | -7.16 | 3.18 | 3.35 |
| SWEDEN | 624,273 | 1,178,443 | 858,335 | 409,292 | 3,070,343 | 8.46 | 7.22 | 2.96 |
| BELGIUM | 1,395,764 | 744,278 | 476,642 | 41,013 | 2,657,697 | 8.20 | 4.33 | 2.56 |
| OTHER COUNTRIES | 7,576,072 | 5,533,814 | 4,311,631 | 943,776 | 18,365,293 | -4.30 | 5.60 | 17.68 |
| TOTAL 2020 | 49,207,764 | 21,641,024 | 27,973,814 | 5,068,330 | 103,890,932 | 8.34 | 4.75 | 100% |





RIOJA

Denominación de
Origen Calificada



CONTROL BOARD OF THE RIOJA DESIGNATION OF ORIGIN
C/ Estambreira 52, CP. 26006 Logroño (La Rioja) - España
Tel. (34) 941 500 400 - Fax. (34) 941 500 664 - info@riojawine.com

www.riojawine.com



Rioja Wine España
#RiojaWine #SaberQuiénEres